

# Header Part Selection Overview

## Interim version

Werner Almesberger

February 25, 2015

This document lists various families of headers with 50 mil and 100 mil pitch. The purpose of this overview is to compile the characteristics of parts available on the market with sufficient detail to allow the selection of suitable connectors for the Neo900 Hackerbus.

In order to limit this survey to a reasonable amount of possible items, we only considered parts that were in stock at Digi-Key at the time of the search. We also exclude angled, shrouded, or blade connectors.

This document currently only covers the part of the above search space we consider of prime interest for Hackerbus:

Pitch	Rows	Male		Female	
		TH	SMT	TH	SMT
1.27 mm	Single	●	○	○	●
	Dual	●	○	○	●
2.54 mm	Single	○	○	○	○
	Dual	○	○	○	○

# 1 Conventions

The queries that led to the respective parts are included in this document. In queries,  $\neg$  means negation and  $\star$  is a wildcard.

Unless explicitly indicated otherwise, all dimensions are in **millimeters**. Please note that parameters in the Digi-Key catalog are not necessarily identical with the ones shown in this document, e.g., because of different interpretation of vendor documentation.

Pin types are indicated as  $\emptyset$  (round pin) or  $\square$  (square pin) and – if specified - the corresponding size or size range (*minimum/maximum*). In parts that have protruding elements, the respective dimensions are also indicated as *minimum/maximum*. Please note that all dimensions are nominal values that do not include tolerances.

In part names, letters in italics indicate the following codes:

*c* Number of columns (dual-row only – we always use *n* for single-row)

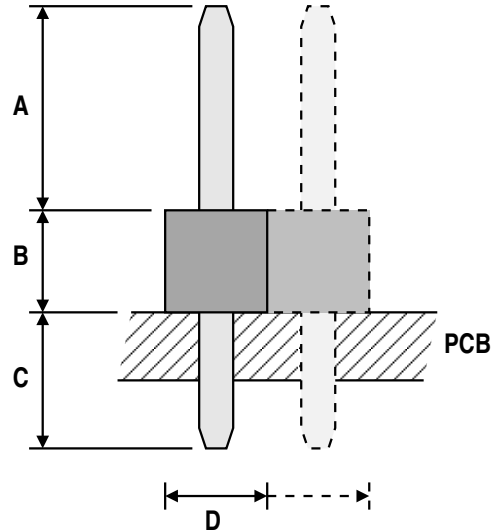
*n* Number of pins

*p* Plating / finish / termination code

*x* Other characteristics of minor relevance

## 2 Male, through-hole

This is perhaps the best-known type of header. The following drawing shows a cross-section with the key characteristics we examine:



- A** Contact length above the mold. Note that the contacts are chamfered and one should therefore not expect them to make reliable contacts at their very end.
- B** Height above the PCB of the plastic mold, including any stilts, spacers, or thickened columns.
- C** Contact length below the mold. This part usually passes through the PCB and is soldered on the other side, but other arrangements are possible.
- D** Width of the mold. For double-row headers, this is the width across both rows.

**Query A:** Digi-Key category “Connectors, Interconnects”, sub-category “Rectangular - Board to Board Connectors - Headers, Male Pins”: 2 047, of which 979 were in stock at the time of the query.

Parameter	Value	Parts
Mounting Type	Through Hole	472
Connector Type	¬ Shrouded	349

**Query B:** “Connectors, Interconnects”, sub-category “Rectangular Connectors - Headers, Male Pins”: 110 344, of which 28 676 were in stock.

Parameter	Value	Parts
Mounting Type	Through Hole	16 003
Connector Type	¬ Shrouded	12 290

## 2.1 Male through-hole: 1.27 mm pitch, single row

Proceeding with query A (349 parts):

Parameter	Value	Parts
Pitch	1.27 mm	15

All parts found are dual-row.

Proceeding with query B (12 290 parts):

Parameter	Value	Parts
Pitch	1.27 mm	201
Number of Rows	1	56
Contact Type	Male Pin	21

This yields the following families:

Manufacturer	Part name	Reference	Pin	A	B	C	D
Preci-Dip	850- <i>pp-nnn</i> -10-001101	Catalog	∅ 0.41	3	2.2	2.9	2.2
Mill-Max	850- <i>pp-nnn</i> -10-001000	Catalog	∅ 0.41	3.0	2.21	2.9	2.21
Sullins	GRPB <i>nn</i> 1VWVN-RC	Drawing	□ 0.40	3.00	1.00	2.30	2.14

## 2.2 Male through-hole: 1.27 mm pitch, dual row

Proceeding with query A (349 parts):

Parameter	Value	Parts
Pitch	1.27 mm	14
Row Spacing	1.27 mm	10

This yields the following families:

Manufacturer	Part name	Reference	Pin	A	B	C	D
Harwin	M50-350 <i>ccpp</i>	Drawing	□ 0.40	3.00	1.00	2.30	3.40

Proceeding with query B (12 290 parts):

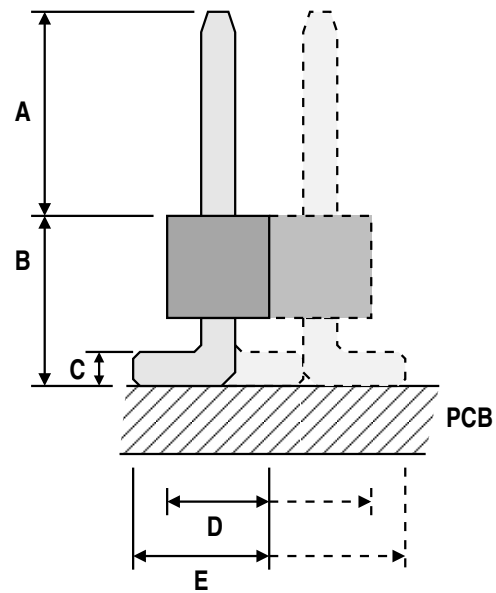
Parameter	Value	Parts
Pitch	1.27 mm	201
Number of Rows	2	145
Connector Type	Header Unshrouded	137

This yields the following families:

Manufacturer	Part name	Reference	Pin	A	B	C	D
FCI	20021111-000 <i>nn</i> T <i>p</i> LF	Drawing	□ 0.41	3.05	2.50	2.30	3.43
Würth	6220 <i>nn</i> 21121	Drawing	□ 0.4	3.8	1.5	2.3	3.4
Mill-Max	852- <i>pp-nnn</i> -10-001000	Catalog	∅ 0.41	3.0	2.11	3.0	3.05
Preci-Dip	852- <i>pp-nnn</i> -10-001101	Catalog	∅ 0.41	3	2.1	3	3.25
Samtec	FTS-1 <i>nn</i> -01- <i>p</i> -D	Drawing	□ 0.41	3.05	0.86	2.29	3.43
Samtec	FTS-1 <i>nn</i> -03- <i>p</i> -D	idem	□ 0.41	1.65	0.86	2.29	3.43
Sullins	GRPB <i>nn</i> 2VWVN-RC	Drawing	□ 0.40	3.00	1.00	2.30	3.40

### 3 Male, SMT

The following drawing shows a cross-section with the key characteristics we consider:



**A** Contact length above the mold.

**B** Height above the PCB of the top of the plastic mold.

**C** Height of the solder pads.

**D** Width of the mold. For double-row headers, this is the width across both rows.

**E** Width of the entire component, including pads.

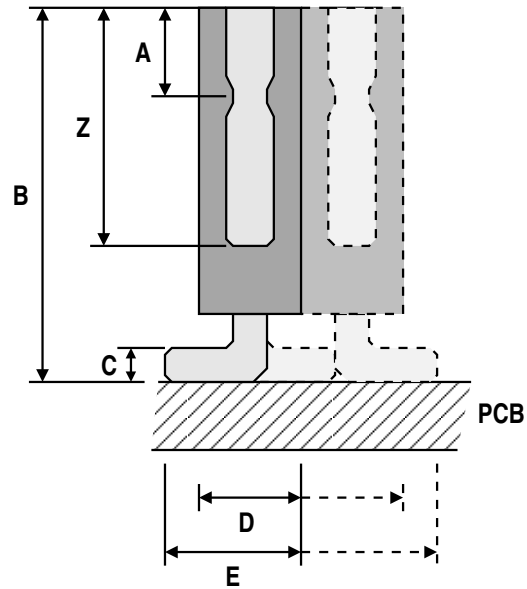
**TO DO**

## 4 Female, through-hole

TO DO

## 5 Female, SMT

The following drawing shows a cross-section with the key characteristics we consider:



**A** Distance of contact point from the top of the component.

**B** Height above the PCB of the top of the component.

**C** Height of the solder pads.

**D** Width of the mold. For double-row headers, this is the width across both rows.

**E** Width including pads. Note that E is sometimes smaller than D.

**Z** Maximum insertion depth. Omitted if pins can enter or exit at the bottom.

**Query A:** Digi-Key category “Connectors, Interconnects”, sub-category “Rectangular - Board to Board Connectors - Headers, Receptacles, Female Sockets”: 7 107, of which 2 528 were in stock.

Parameter	Value	Parts
Mounting Type	Surface Mount	524
Packaging	¬ Digi-Reel, ¬ TR	481

**Query B:** “Connectors, Interconnects”, sub-category “Rectangular Connectors - Headers, Receptacles, Female Sockets”: 36 198, of which 9 429 were in stock.

Parameter	Value	Parts
Mounting Type	Surface Mount; Surface Mount, Through Board	1 868
Packaging	¬ Digi-Reel, ¬ TR	1 549
Contact Type	Female Socket ★	1 497



## 5.1 Female SMT: 1.27 mm pitch, single row

Proceeding with query A (481 parts):

Parameter	Value	Parts
Pitch	1.27 mm	221

All parts found have two or more rows.

Proceeding with query B (1 497 parts):

Parameter	Value	Parts
Pitch	1.27 mm	166
Number of Rows	1	16

This yields the following families:

Manuf.	Part name	Ref	Pin	A	B	C	D	E	Z
Mill-Max	399- <i>pp-0nn-21-300000</i>	Cat	∅ 0.38/0.56	1.91	3.0	0.51	2.21	1.83	2.54
Mill-Max	851- <i>pp-0nn-30-001000</i>	Cat	∅ 0.38/0.51	1.91	5.26	?	2.21	3.02	3.05
Preci-Dip	851- <i>pp-<u>nnn</u>-30-001191</i>	Cat	∅ 0.35/0.50	?	5.15	0.44	2.2	3.4	?
Preci-Dip	851- <i>pp-<u>nnn</u>-30-001101</i>	Cat	∅ 0.35/0.50	2.5	5.15	0.33	2.2	3.4	3.45
Sullins	LPPB <i>nn1NFSx</i> -RC	Drw	□ 0.40	2.05	4.65	0.15	2.20	3.10	2.05

Note: documentation of the Preci-Dip 851-*pp-nnn-30-001101* and -001191 is only partially readable.

## 5.2 Female SMT: 1.27 mm pitch, dual row

Proceeding with query A (484 parts):

Parameter	Value	Parts
Pitch	1.27 mm	223
Number of Rows	2	211
Row spacing	1.27 mm	201
Features	¬ Board Lock	181
Color	Black	173

This yields the following families:

Manufacturer	Part name	Reference	Pin	A	B	C	D	E	Z
Samtec	CLP-1 <i>cc-02-p</i> -D	Drawing	□	≈0.75	2.28	?	3.05	4.32	–
Harwin	M50-310 <i>ccpp</i>	Drawing	□	1.00	4.60	0.15	3.10	4.80	?
Harwin	M50-312 <i>ccpp</i>	Drawing	□	1.43	3.60	0.15	3.10	4.50	?
Harwin	M50-315 <i>ccpp</i>	Drawing	?	1.20	2.20	0.15	3.40	4.50	–
Harwin	M50-430 <i>ccpp</i>	Drawing	□	1.09	4.60	0.20	3.10/3.60	4.80	?

Proceeding with query B (1 496 parts):

Parameter	Value	Parts
Pitch	1.27 mm	166
Number of Rows	2	150
Features	$\neg$ Board Lock	143

This yields the following families:

Manuf.	Part name	Ref	Pin	A	B	C	D	E	Z
Harting	1521 <i>nnn</i> x601 <i>xxx</i>	Drw	□	?	6.25	?	?	? 7.4	?
FCI	20021321- <i>x0xnnxxLF</i>	Drw	□	$\approx$ 1.2	4.50	?	3.00	4.50	?
Mill-Max	853- <i>pp-nnn-30-001000</i>	Cat	$\varnothing$ 0.38/0.51	1.91	5.26	?	3.05	4.29	3.05
Samtec	FLE-1 <i>cc-01-p-DV</i>	Drw	□	$\approx$ 1.2	4.55	?	3.33	4.59	–
Sullins	LPPB <i>cc2NFSx-RC</i>	Drw	□ 0.40	2.05	4.65	0.15	3.10	4.50	–
Sullins	SFH31-NP <i>pB-Dcc-SP-x</i>	Drw	□	2.00	4.40	0.15	3.10/3.60	4.50	–
Samtec	SFML-1 <i>cc-x2-p-D</i>	Drw	□	$\approx$ 2.6	4.70	0.13	3.05/3.68	4.19	4.06

Products taller than 9 mm (Harting) were excluded.